

# ReSound Enya™



EYITC

## Product Description

The ReSound Enya™ In-the-Canal (ITC) hearing instrument is available in 4 power levels: Low Power (LP), Medium Power (MP), High Power (HP) and Ultra Power (UP).

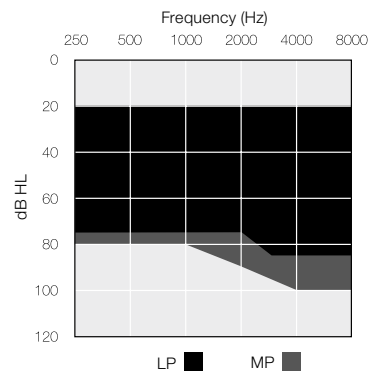
The ReSound Enya ITC features 2.4 GHz wireless technology, enabling the hearing instrument to connect to the complete line of ReSound Unite™ wireless accessories.

The ITC model provides options for dual microphones, push button, volume control, and telecoil.

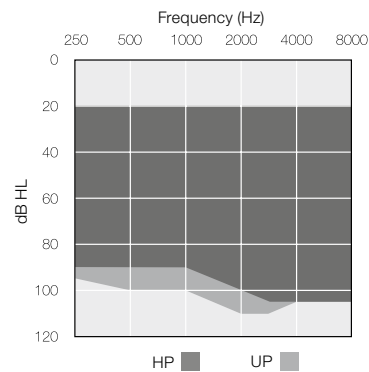
All custom hearing instrument faceplates and associated components are iSolate™ nanotech coated for optimum durability.

Model	EY4ITC	EY3ITC	EY2ITC
<b>Device Features</b>			
Battery size	312		
Custom power levels	LP, MP, HP & UP		
Colors available	5		
<b>Functional Features</b>			
Fully flexible programs	4	4	3
Push button*	●	●	●
Volume button*	●	●	●
SmartStart™	●	●	●
PhoneNow™	●	●	●
ReSound Unite™ TV Streamer 2	●	●	●
ReSound Unite Remote Control 2	●	●	●
ReSound Unite Phone Clip+	●	●	●
ReSound Unite Mini Microphone	●	●	●
ReSound Control™ app (Phone Clip+ required)	●	●	●
<b>Audiological Features</b>			
WARP compression -number of channels	10	8	6
Softswitching™**	●	●	●
Adaptive Directionality™**	●	●	●
Fixed Directionality**	●	●	●
NoiseTracker™ II	●	●	●
Expansion	●	●	●
Windguard™**	●	●	●
DSF Ultra™ II	●	●	●
Auto DFS™	●	●	●
Tinnitus Sound Generator	●	●	●
<b>Fitting Features</b>			
Fitting Software Aventa 3.9 or higher	●	●	●
Available gain handles***	Max 10	Max 8	Max 6
Onboard Analyzer™ II	●	●	●
Safe Fitting	●	●	●
Wireless fitting with Airlink™ 2	●	●	●
EY4ITC-DW UP, EY4ITC-DW HP, EY4ITC-DW MP, EY4ITC-DW LP, EY4ITC-D UP, EY4ITC-D HP, EY4ITC-D MP, EY4ITC-D LP, EY4ITC-W UP, EY4ITC-W HP, EY4ITC-W MP, EY4ITC-W LP, EY4ITC UP, EY4ITC HP, EY4ITC MP, EY4ITC LP			
EY3ITC-DW UP, EY3ITC-DW HP, EY3ITC-DW MP, EY3ITC-DW LP, EY3ITC-D UP, EY3ITC-D HP, EY3ITC-D MP, EY3ITC-D LP, EY3ITC-W UP, EY3ITC-W HP, EY3ITC-W MP, EY3ITC-W LP, EY3ITC UP, EY3ITC HP, EY3ITC MP, EY3ITC LP			
EY2ITC-DW UP, EY2ITC-DW HP, EY2ITC-DW MP, EY2ITC-DW LP, EY2ITC-D UP, EY2ITC-D HP, EY2ITC-D MP, EY2ITC-D LP, EY2ITC-W UP, EY2ITC-W HP, EY2ITC-W MP, EY2ITC-W LP, EY2ITC UP, EY2ITC HP, EY2ITC MP, EY2ITC LP			
* Optional			
** Not applicable for single microphone instruments			
*** Can vary per country			

## Fitting Range - Closed



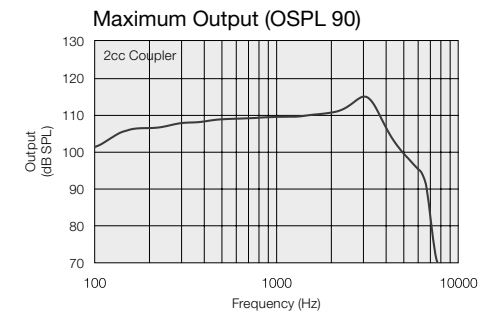
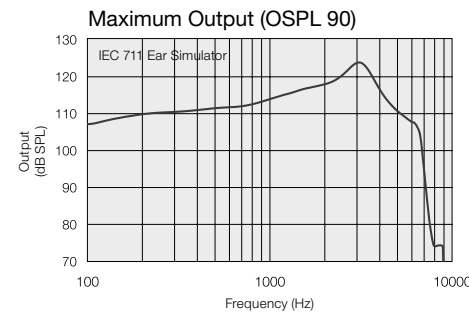
## Fitting Range - Closed



## Technical Specifications

		EYITC (LP)		
		IEC 60118-0 IEC 711 Ear simulator	IEC 60118-7 ANSI S3.22 2cc coupler	
Reference test gain (60 dB SPL input)	1600 Hz/HFA	33	33	dB
Full-on gain (50 dB SPL input)	Max.	49	40	dB
	1600 Hz/HFA	43	38	
Maximum output (90 dB SPL input)	Max.	124	115	dB SPL
	1600 Hz/HFA	117	110	
Total harmonic distortion	500 Hz	0.4	0.6	%
	800 Hz	0.7	0.6	
	1600 Hz	0.8	1.0	
	Max.	N/A	N/A	
Telecoil sensitivity (1 mA/m input)	Max.	N/A	N/A	dB SPL
HFA - SPLIV @ 31.6 mA/m (ANSI)	HFA	N/A	N/A	
Full-on telecoil sensitivity @ 1 mA/m	1600 Hz/HFA	N/A	N/A	
Equivalent input noise		22	21	dB SPL
1/3 Octave Equivalent input noise, w/o Noise reduction	1600 Hz/HFA	8		
Frequency range (DIN 45605/ANSI)		100-7120	100-6960	Hz
Current Drain (Quiescent / Operating)		1.08/1.13 / 1.09/1.14	1.08/1.13 / 1.23/1.28	mA

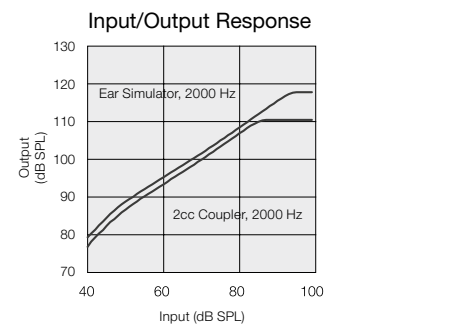
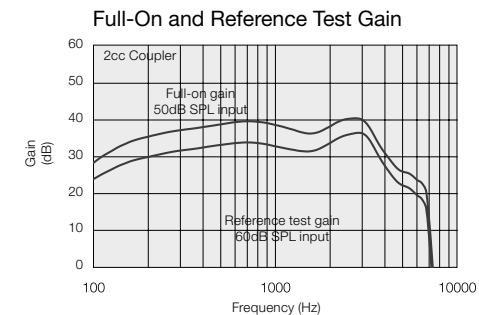
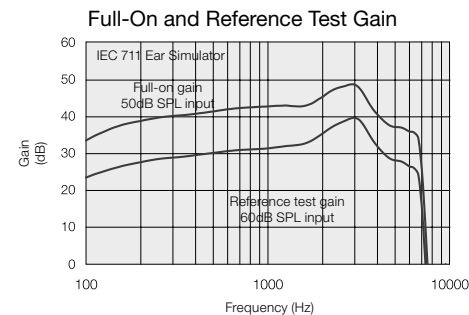
Data in accordance with IEC 60118-0, IEC 60118-7 and ANSI S3.22-2009; supply voltage 1.3 V.



**Notes:**  
O.E.S. = Occluded Ear Simulator  
2cc = 2 cm<sup>3</sup> coupler  
Pi = Acoustic input signal

**Basic settings:**  
Full-on Gain, Reference Test Gain  
MPO = Maximum Power Output  
Maximum Band Width

Measured according to IEC 60118-0 1983, amendment 1994; at 1.3 V, impedance 6.2 ohms and 23°C on O.E.S. according to IEC60118-7 2nd edition 2005 and ANSI S3.22-2009 (HFA average calculated at 1000 Hz, 1600 Hz and 2500 Hz; 0 dB SPL sound pressure equals 20µPa). All measurements without DSP features activated unless indicated otherwise.



Patents pending

All specifications are subject to change without notice

400462000-GB-15.04-Rev.A

## Technical Specifications

		EYITC (MP)		
		IEC 60118-0 IEC 711 Ear simulator	IEC 60118-7 ANSI S3.22 2cc coupler	
Reference test gain (60 dB SPL input)	1600 Hz/HFA	40	36	dB
Full-on gain (50 dB SPL input)	Max.	59	50	dB
	1600 Hz/HFA	50	45	
Maximum output (90 dB SPL input)	Max.	127	119	dB SPL
	1600 Hz/HFA	121	113	
Total harmonic distortion	500 Hz	0.5	0.7	%
	800 Hz	0.9	0.8	
	1600 Hz	1.0	0.9	
Telecoil sensitivity (1 mA/m input)	Max.	88		dB SPL
	HFA - SPLIV @ 31.6 mA/m (ANSI)		96	
	Full-on telecoil sensitivity @ 1 mA/m	1600 Hz/HFA	81	
Equivalent input noise		24	21	dB SPL
	1/3 Octave Equivalent input noise, w/o Noise reduction	1600 Hz/HFA	11	
Frequency range (DIN 45605/ANSI)		100-7170	100-7110	Hz
Current Drain (Quiescent / Operating)		1.03/1.08 / 1.06/1.11	1.03/1.08 / 1.26/1.31	mA

Data in accordance with IEC 60118-0, IEC 60118-7 and ANSI S3.22-2009; supply voltage 1.3 V.

## Technical Specifications

		EYITC (HP)		EYITC (UP)		
		IEC 60118-0 IEC 711 Ear simulator	IEC 60118-7 ANSI S3.22 2cc coupler	IEC 60118-0 IEC 711 Ear simulator	IEC 60118-7 ANSI S3.22 2cc coupler	
Reference test gain (60 dB SPL input)	1600 Hz/HFA	47	43	59	49	dB
Full-on gain (50 dB SPL input)	Max.	69	60	79	70	dB
	1600 Hz/HFA	59	54	70	63	
Maximum output (90 dB SPL input)	Max.	130	121	137	130	dB SPL
	1600 Hz/HFA	126	120	136	125	
Total harmonic distortion	500 Hz	0.6	0.4	0.5	0.5	%
	800 Hz	1.3	0.7	1.4	1.0	
	1600 Hz	0.8	0.5	0.4	0.2	
Telecoil sensitivity (1 mA/m input)	Max.	98		106		dB SPL
	HFA - SPLIV @ 31.6 mA/m (ANSI)		103		109	
	Full-on telecoil sensitivity @ 1 mA/m	1600 Hz/HFA	88	83	99	
Equivalent input noise		22	20	24	20	dB SPL
	1/3 Octave Equivalent input noise, w/o Noise reduction	9		11		
Frequency range (DIN 45605/ANSI)		100-6930	100-6770	140-4720	100-4700	Hz
Current Drain (Quiescent / Operating)		1.14/1.19 / 1.19/1.24	1.14/1.19 / 1.24/1.29	1.03/1.08 / 1.09/1.14	1.03/1.08 / 1.10/1.15	mA

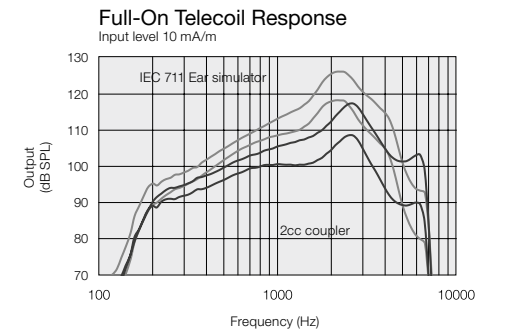
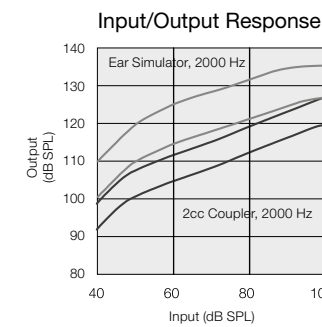
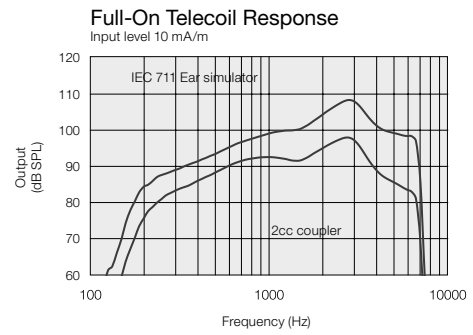
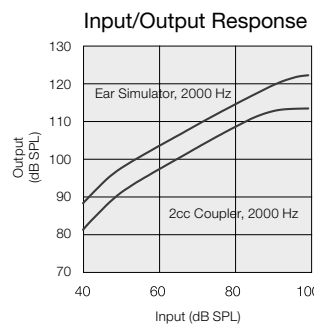
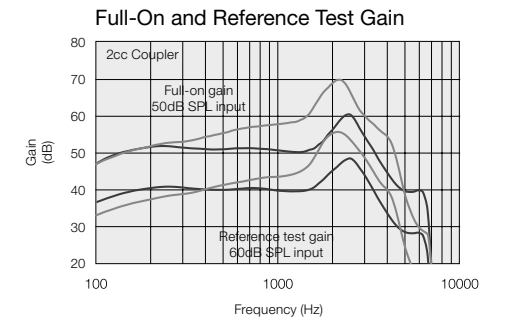
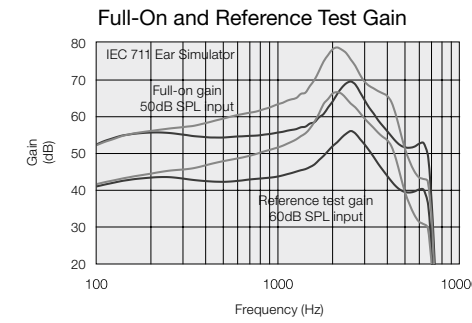
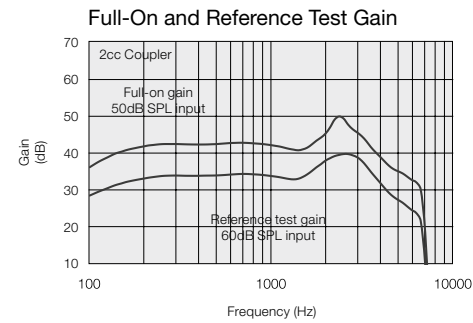
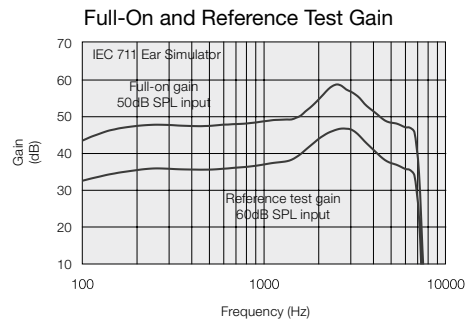
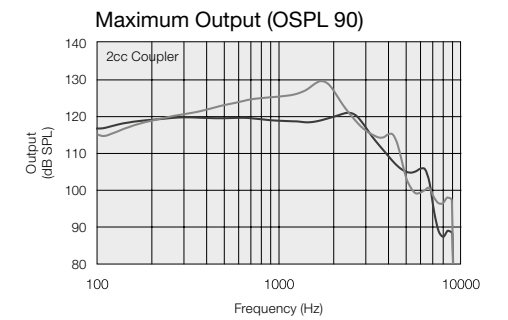
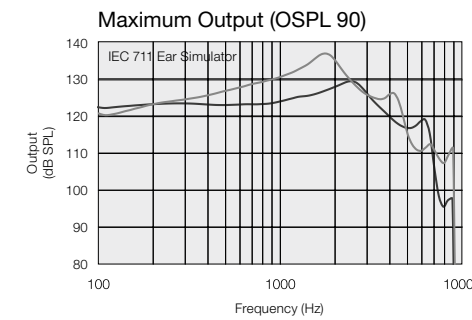
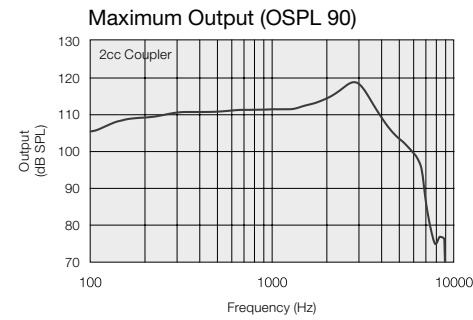
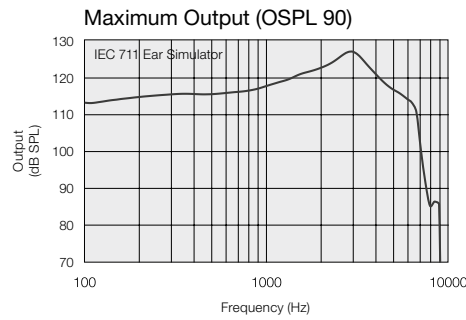
Data in accordance with IEC 60118-0, IEC 60118-7 and ANSI S3.22-2009; supply voltage 1.3 V.

Patents pending

All specifications are subject to change without notice

Patents pending

All specifications are subject to change without notice



HP  
UP