

Intuis™ 3 Click

Technical Data



ITC

- 65 dB / 127 dB SPL (ear simulator)
- 55 dB / 116 dB SPL (2 ccm coupler)

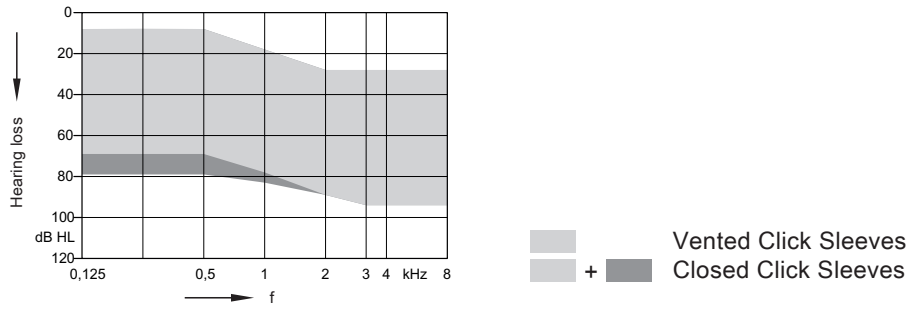
CIC

- 61 dB / 124 dB SPL (ear simulator)
- 50 dB / 113 dB SPL (2 ccm coupler)

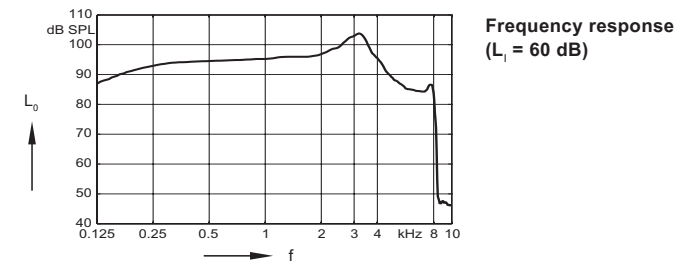
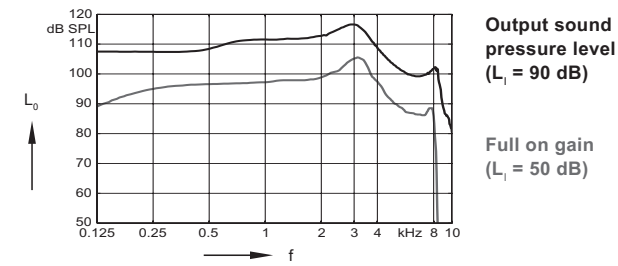
Intuis 3 Click | Technical Data

Type	ITC		CIC	
	2 ccm coupler	Ear simulator	2 ccm coupler	Ear simulator
Output sound pressure level				
at 1.6 kHz	–	121 dB SPL	–	118 dB SPL
Peak	116 dB SPL	127 dB SPL	113 dB SPL	124 dB SPL
HFA-OSPL 90	112 dB SPL	–	109 dB SPL	–
Gain				
Full on gain (FOG) at 1.6 kHz	–	55 dB	–	53 dB
Full on gain (Peak)	55 dB	65 dB	50 dB	61 dB
HFA-FOG	49 dB	–	46 dB	–
Reference test gain	35 dB	45 dB	33 dB	43 dB
Frequency, noise and directivity				
Frequency range	100-8100 Hz	120-8100 Hz	100-7800 Hz	130-8000 Hz
Equivalent input noise	21 dB SPL	22 dB SPL	21 dB SPL	21 dB SPL
Total harmonic distortion at 500 / 800 / 1600 Hz	2 / 2 / 1 %	3 / 4 / 5 %	3 / 3 / 2 %	5 / 6 / 4 %
Tinnitus therapy broadband	–	–	–	–
AI-DI	–	–	–	–
Inductive coil sensitivity				
MASL (1 mA/m) at 1.6 kHz	–	–	–	–
HFA MASL (1 mA/m)	–	–	–	–
HFA SPLITS (left/right)	–	–	–	–
RSETS (left/right)	–	–	–	–
HFA SPLIV	–	–	–	–
Battery				
Battery voltage	1.3 V		1.3 V	
Battery current drain	1.0 mA		1.1 mA	
Battery life (cell zinc air)	~120 h		~60 h	
Battery life (rechargeable)	–		–	
IRIL IEC 118-13:2004 (bystander)				
800-960 MHz	<-6 dB SPL		<-6 dB SPL	
1400-2000 MHz	<-24 dB SPL		<-24 dB SPL	
ANSI C63.19	M4		M4	

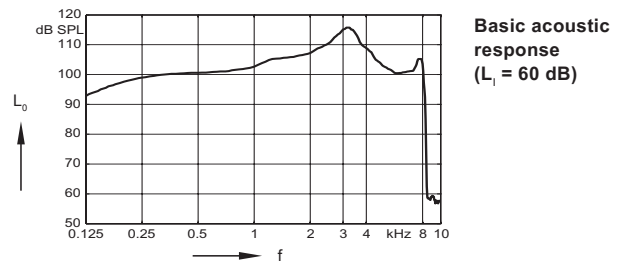
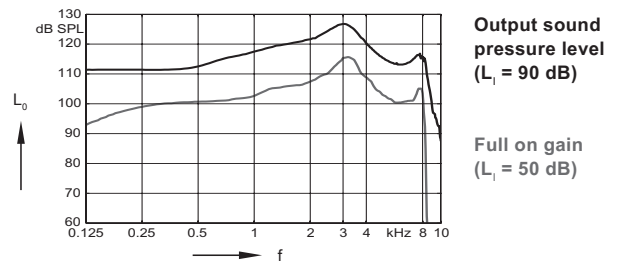
Intuis 3 Click ITC | Basic Data



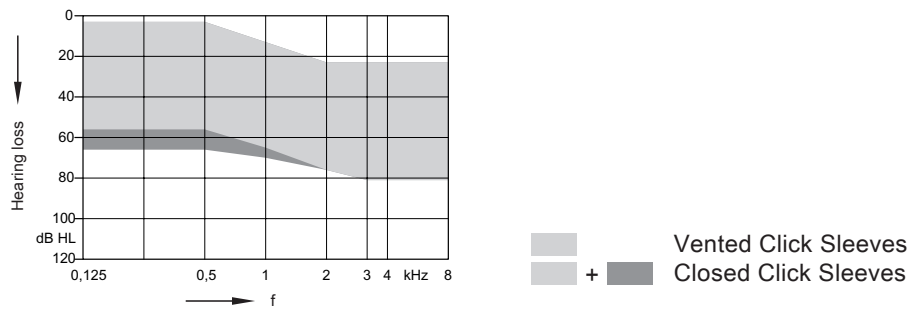
2 ccm coupler



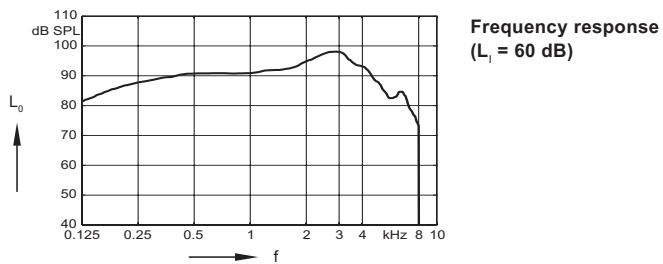
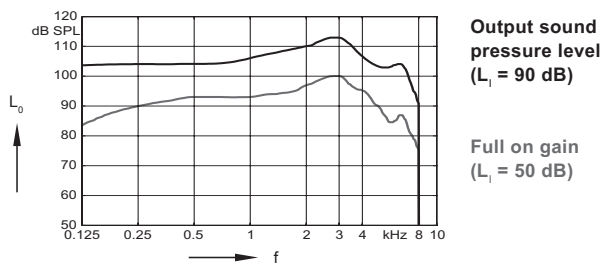
Ear simulator



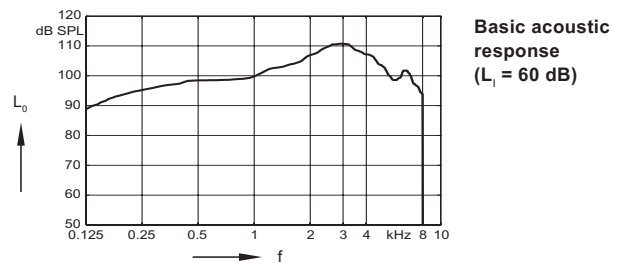
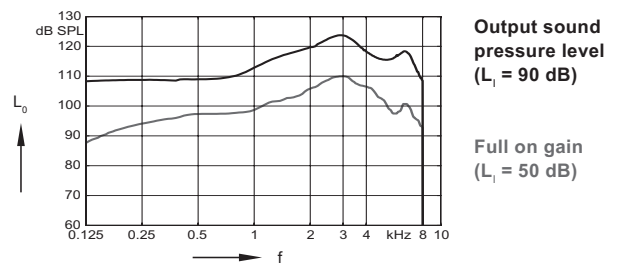
Intuis 3 Click CIC | Basic Data



2 ccm coupler



Ear simulator



Intuis 3 Click | Features and Accessories

	ITC	CIC
Audiology		
Signal processing (channels) / Gain/MPO (handles)	12 / 6	12 / 6
Hearing programs	4	1
SpeechMaster	—	—
HD Music (presets)	—	—
TwinPhone¹⁾	—	—
EchoShield	—	—
Wireless CROS/BICROS²⁾	—	—
Directionality (channels)	—	—
Narrow Directionality¹⁾	—	—
Directional microphone	—	—
Spatial SpeechFocus¹⁾	—	—
SpeechFocus	—	—
TruEar™	—	—
Frequency compression	—	—
Extended bandwidth	—	—
Feedback cancellation	●	●
eWindScreen binaural¹⁾	—	—
eWindScreen™ (steps)	—	—
Noise Reduction (channels / steps)	—	—
Speech and noise management (steps)	12 / on / off	12 / on / off
SoundSmoothing™ (steps)	—	—
Directional speech enhancement (steps)	—	—
Adaptive streaming volume³⁾	—	—
SoundBrilliance™ ³⁾	—	—
Sound equalizer (classes)	—	—
Spatial Configurator¹⁾	—	—
Span⁴⁾	—	—
Direction⁵⁾	—	—
SoundBalance	—	—
Fitting		
Insitugram	●	●
Learning (classes) / Data logging	— / ●	— / ●
Acclimatization manager	—	—
Tinnitus		
Tinnitus therapy		
Static therapy signal (handles / presets)	—	—
Ocean Waves therapy signal (presets)	—	—
Notch therapy	—	—

Intuis 3 Click | Features and Accessories

	ITC	CIC
Style Specific Features		
Ingress Protection Rating	—	—
Telecoil	—	—
AutoPhone®	—	—
Charging contacts	—	—
Battery Size	312	10
Battery door on/off function	●	●
Nanocoated housing	—	—
e2e wireless® 3.0	—	—
Audio streaming	—	—
User controls coupling via e2e	—	—
Wireless programming	—	—
Instrument configurations		
Flat cover	—	—
Volume wheel	—	—
Push button	●	—
Rocker switch	—	—
Color conversion kit	—	—
Battery door – direct audio input	—	—
Battery door – child lock	—	—
Tamperproof battery door	—	—
Small earhook	—	—
Programming Accessories		
ConnexxAir, ConnexxLink®	—	—
Flex connector	●	●
Accessories		
miniPocket™	○	○
CROS Pure®	—	—
eCharger™	—	—
easyPocket™	—	—
easyTek™	—	—
TV Transmitter (req. easyTek)	—	—
Transmitter (req. easyTek)	—	—
VoiceLink™ (req. easyTek)	—	—
App		
easyTek App (req. easyTek)	—	—
touchControl™ App	○	○

● available ■■■■■ highest feature performance ○ optional — not available

¹⁾ req. bilateral fitting and e2e 3.0

²⁾ req. CROS Pure accessory

³⁾ streaming only, req. easyTek

⁴⁾ req. easyTek & easyTek App, touchControl App or rocker switch

⁵⁾ req. easyTek & easyTek App or touchControl App

Abbreviations and Standards

Abbreviations

The following abbreviations are used in this datasheet:

OSPL	Output Sound Pressure Level
HFA	High Frequency Average
FOG	Full-On Gain
MASL	Magneto Acoustical Sensitivity Level
SPLITS	Coupler SPL for an Inductive Telephone Simulator
RSETS	Relative Equivalent Telephone Sensitivity
AI-DI	Articulation Index - Directivity Index
IRIL	Input Related Interference Level
RTF	Reference Test Frequency

Standards

- ▶ All measurements with the 2 ccm coupler were performed according to ANSI S3.22-2014 and IEC 60118-7:2005 if applicable.
- ▶ All measurements with an ear simulator were performed according to IEC 118-0/A1:1994 and to DIN 45605 (frequency range) if applicable.
- ▶ Tinnitus therapy measurement conditions: all tinnitus single frequency sliders in max position, master volume slider in default position (0 dB) and local volume control in default position.

The information in this document contains general descriptions of the technical options available, which do not always have to be present in individual cases and are subject to change without prior notice. The required features should therefore be specified in each individual case at the time of conclusion of the respective contract.

Legal Manufacturer

Sivantos, Inc.
10 Constitution Avenue
Piscataway, NJ 08854
Phone: (800) 766-4500
Fax: (732) 562-6696
www.sivantos.com

Copyright © 2017 Signia GmbH. All rights reserved.
Sivantos, Inc. is a Trademark Licensee of Siemens AG.

6/17 1.0 SI/17763-17

signiausa.com



Warning

Choking hazard posed by small parts.

- ▶ This instrument is not intended for the fitting of infants, children under 3 years and persons of mental incapacity.