

## WIDEX UNIQUE™ ITE WITH SOUND CLASS TECHNOLOGY

### 4 PERFORMANCE LEVELS 440/330/220/110



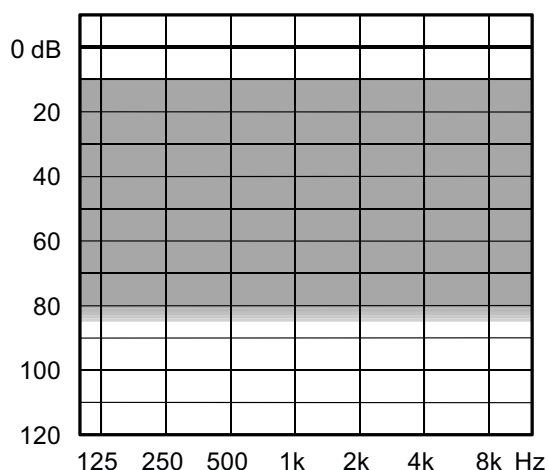
The WIDEX UNIQUE ITE is based upon the new WIDEX U-Platform with Sound Class Technology for automated classification of sound environments and optimal sound processing determined by the sound classes.

Wireless connectivity via our WidexLink technology, and compatible with the DEX assistive listening devices.

Uses a size 312 battery.

Minimal to severe hearing losses.

#### SUGGESTED FITTING RANGE



#### STANDARD TECHNOLOGY

- U Platform with Sound Class Technology
- WidexLink- wireless connectivity
- InterEar functionality
- Power Saver III technology: Low current consumption

KEY FEATURES	440	330	220	110
Performance	xxxxx	xxxx	xxx	xx
Processing channels	15	10	6	4

#### CONNECTIVITY AND WIRELESS COMPATIBILITY

App for iPhone, Android and new functionality	x Via COM-DEX	x Via COM-DEX	x Via COM-DEX	x Via COM-DEX
WidexLink compatible	x	x	x	x
DEX assistive listening devices (using WidexLink)	CALL-DEX, UNI-DEX, COM-DEX, TV-DEX, RC-DEX, FM+ DEX, PHONE-DEX			

#### UNIQUE FEATURES

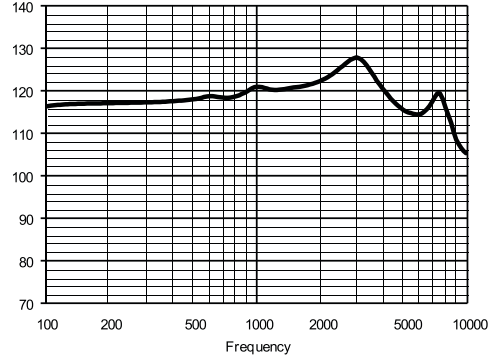
FEATURES	440	330	220	110
U platform	•	•	•	•
High-frequency boost	•			
Preference control	U	U	U	U
Wind Noise Reduction	U	•	•	•
Digital Pinna	•	•		
Soft-level noise reduction	•	•	•	•
TruSound Softener	•	•	•	
Real Time Speech Enhancer	U/IE	U		
Noise Reduction	•	•	•	•
Sound Class Technology	9 (IE)	5 (IE)	3	1
HD Locator	15	10	6	Broadband
Programs	5	4	3	3
Processing and fine tuning channels	15	10	6	4
ZEN	IE	IE	IE	•
Audibility Extender	U	U	U	U
Variable Speed Compression	U	U	U	U

Protection Class IP58

## MAXIMUM OUTPUT - EAR SIMULATOR

IEC 60118-0

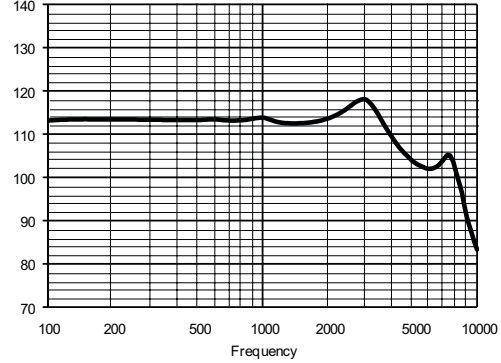
Output dB SPL



## MAXIMUM OUTPUT - 2CC COUPLER

IEC 60118-7 / ANSI S3.22-2009

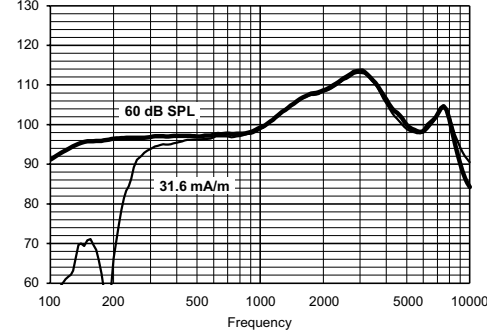
Output dB SPL



## OUTPUT - EAR SIMULATOR

IEC 60118-0

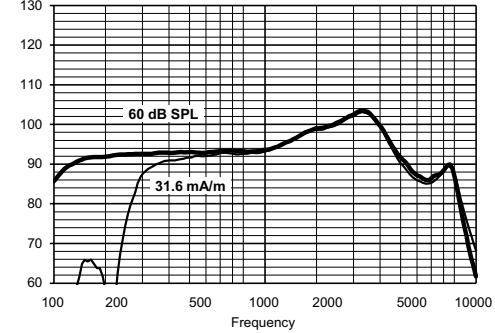
Output dB SPL



## OUTPUT - 2CC COUPLER

IEC 60118-7 / ANSI S3.22-2009

Output dB SPL



**Technical data** Typical data obtained through standard pure tone measurements. Hearing aid set to Compass Reference Test Gain, unless stated otherwise. Measured using a standard ITE coupler without wax guard, and with a 5 x 1.5mm tube. For further information, please contact Widex via [Widex.com](http://Widex.com).

		IEC 60118-0	IEC 60118-7 / ANSI S3.22-2009
OSPL90	1600 Hz	121 dB SPL	112 dB SPL
	Peak	128 dB SPL	118 dB SPL
	Average	121 dB SPL	114 dB SPL
Acoustic output (Input 60 dB SPL)	1600 Hz	107 dB SPL	98 dB SPL
	Peak	113 dB SPL	103 dB SPL
	Average	101 dB SPL	98 dB SPL
Full-on gain (Input 50 dB SPL, Compass Full-on gain)	1600 Hz	66 dB	56 dB
	Peak	67 dB	59 dB
	Average	65 dB	56 dB
Telecoil output (Input 31.6 mA/m)	1600 Hz	107 dB SPL	98 dB SPL
	Peak	113 dB SPL	103 dB SPL
	Average	101 dB SPL	98 dB SPL
Frequency range		100 Hz - 9800 Hz	100 Hz - 8800Hz
Harmonic distortion	500 Hz	<2%	<2%
	800 Hz	<2%	<2%
	1600 Hz	<2%	<2%
Equivalent input noise		23 dB SPL	22 dB SPL
Battery drain (stand by)		1.03 mA	1.03 mA
Battery drain		1.13 mA	1.20 mA
Battery life / hours (Type 312 Zn-Air, 145 mAh)		130 (>110)	120 (>105)
Mobile phone immunity		IRIL: -35/-38/-37 dB SPL	U-rating: M4/T4